



# Caledonian

## Railway Cables

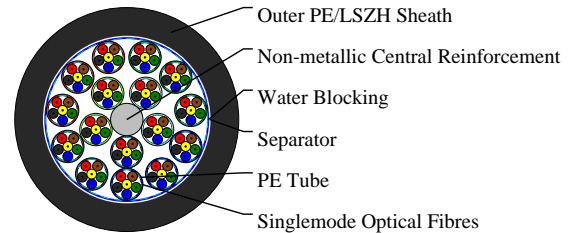
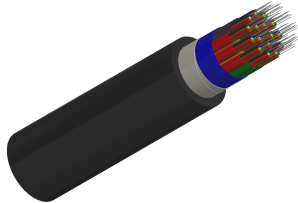
www.caledonian-cables.com

marketing@caledonian-cables.com

### Outdoor Single Mode Trackside Fiber Cables NR/PS/TEL/00014

Unarmoured Single Mode Trackside Fiber Cables

RO14-ML-B-9-16x6-F-2Y2Y



### APPLICATIONS

The cables are fibre communications cable designed for use in high traffic and data rate requirements.

### STANDARDS

NR/PS/TEL/00014 (formerly RT/E/PS/00014)

### VOLTAGE RATING

600V DC/420V AC

### CABLE CONSTRUCTION

Fibre: Step Index Singlemode Fibres in accordance with ITU-T recommendation G.652.9/125µm Fibre @ 1310nm & 1550nm.

Fibre Carrier: PE

Central Strength Member: Single continuous non-metallic.

Water blocking: Water blocking material.

Separator: PET (Polyester Tape).

Sheath : PE (Polyethylene) Type 03C to BS6234 or LSZH sheath.

### PHYSICAL AND THERMAL PROPERTIES

Minimum Bending Radius: 12 x OD.

Temperature Range: -20°C to +60°C (during operation); -10°C to +60°C (during installation)

### Electrical Properties

Electrical Characteristics at 20°C:

Maximum Attenuation: G652

@1310nm: 0.35 dB/km

@1550nm: 0.22 dB/km

Maximum Chromatic Dispersion:

Between 1260 and 1360nm: 3.5 ps/(nm/km)

Between 1530 and 1565nm: 19 ps/(nm/km)

Zero Dispersion Wavelength: 1310±11 nm



# Caledonian

Railway Cables

[www.caledonian-cables.com](http://www.caledonian-cables.com)

[marketing@caledonian-cables.com](mailto:marketing@caledonian-cables.com)

Zero Dispersion Slope:0.09 ps/(nm<sup>2</sup>.km)

Numerical Aperture:0.14

Point discontinuity:0.1 dB

PMD (individual fiber):0.2 ps/km

Maximum Cutoff Wavelength:1260 nm

Cladding Diameter:125±1 μm

Core/Cladding Concentricity Error:≤0.5 μm

Cladding Non Circularity:≤1%

Coating Non Circularity:≤6%

Proof Test Level:100 (0.7) Kpsi (GN/m<sup>2</sup>)

Crush Resistance:300 N/cm

Maximum Laying Tension: From 12 to 72 FO: 2500;144 FO:3000 N

## DIMENSION AND PARAMETERS

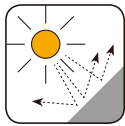
No. of fibres	Nominal Cladding Thickness	Nominal Sheath Thickness	Nom. Overall Diameter	Approx. Weight
	μm	mm	mm	kg/km
96	125	2	14	150



Laid In Ducts



Rated voltage



UV Resistant



Water Resistant